



# A Quilter's Oasis

9963 E. Baseline Rd. Ste 105  
Mesa, AZ 85209  
**480-354-4077**  
Website: [www.aquiltersoasis.com](http://www.aquiltersoasis.com)

## Schedule November 08 – January 09

### Class rating scale:

No Palm tree: **No experience needed**  
🌴 **Beginner**  
🌴🌴 **Confident Beginner**  
🌴🌴🌴 **Intermediate/Advanced**

### QUILTING BASICS



#### Beginning Quilting

Five- 3 hour Sessions

Have the desire to learn to Quilt? Learn the basic skills for machine piecing in this 5-week class. Using Alex Anderson's book Start Quilting, you will learn the tools & how to correctly use them, choosing fabrics and construct a small Sampler quilt.

January 13<sup>th</sup>, 20<sup>th</sup>, 27<sup>th</sup>, Feb. 3<sup>rd</sup>, 10<sup>th</sup>

Linda Schoepach

**\$60.00 plus book & Supplies**

**4 student minimum**  
**9:30am – 12:30pm**

#### Beginning Quilting

Five- 2 ½ hour Sessions

Have the desire to learn to Quilt? Using techniques from Alex Anderson's book Start Quilting, you'll learn basic quilting techniques- color values, ¼" seam allowance, rotary cutting, strip piecing, half square triangles, pressing, borders, sandwiching, quilting, binding and labels. Class project is a wall hanging or table topper and consists of 16 monochromatic blocks (8 rail fence and 8 friendship star) with an inner and outer border.

Thursday evenings:

January 8<sup>th</sup>, 15<sup>th</sup>, 22<sup>nd</sup>, 29<sup>th</sup>, Feb. 5<sup>th</sup>

Annette Duley

**\$60.00 plus book & Supplies**

**6pm- 8:30pm**

#### Beginning Machine Quilting

One 3 Hour Session

Learn the art of machine quilting, Learn to use walking foot, perform free motion quilting. We will go over pinning, marking, batting and quilting tools. Learn the basic skills of machine quilting. Please know how your sewing machine functions. Bring your machines manual to class.

Saturday December 6<sup>th</sup>

Wednesday January 7<sup>th</sup>

Cindy Osburn

**\$25.00**

**10am – 1pm**

**10am – 1pm**

#### Beginning Hand Appliqué

Two- 2 Hour Session

There are several ways to approach appliqué, each with its own benefits. In this class we will share techniques that are useful for basic appliqué while stitching up 2 small flower blocks. In the first session you will learn Needle-turn Appliqué using freezer paper and in the second session you learn the back basting technique.

Reschedule next quarter

Marion Bergstrom

**\$25.00** includes pattern

**9:30am – 12:30pm**

#### Keep Quilting

Five - 3 Hour Sessions

Want to take what you've learned in a beginner's class to the next level. Using Alex Anderson's book Keep Quilting you will build on those beginner skills and advance your quilting skills,

Thursday mornings  
January 8<sup>th</sup>, 15<sup>th</sup>, 22<sup>nd</sup>, 29<sup>th</sup>, Feb. 5<sup>th</sup>, 12<sup>th</sup>

Sharon White

**\$60.00** plus book & supplies

**9:30am – 12:30pm**

#### Hand Quilting

One- 2 Hour Session

Learn the basics of the traditional way of finishing your quilt top. Learn to set your quilt in a hoop or floor frame, basic marking using templates or free hand, and practice those small but even quilt stitches.

Tuesday January 13<sup>th</sup>

Cindy Arneson

**\$25.00**

**1pm – 3pm**

#### Perfect Pillowcase

One- 2 Hour Session

Want to learn to sew? This is a great way to start. Come learn some basic sewing skills and make a pillowcase. These pillowcases have totally enclosed seams. This method is fast and easy; You will complete a pillowcase in class.

Wednesday December 10<sup>th</sup>

Kathy Reynolds

**\$ 15.00** includes instructions

**10am – 12pm**

#### Fusible Machine Appliqué

One 3-4 Hour Session

#### **Introduction to MACHINE APPLIQUE**

In this beginner's how-to class, you'll learn techniques for fusible machine appliqué. It's fast, easy, and you'll take home a finished project. Topics include tools and supplies, preparing the appliqué shapes, setting up your machine, and using blanket and zigzag stitches. This is a technique you'll use often to create beautiful quilting, gift and home décor projects!

Thursday December 4<sup>th</sup>

Sandy Davis

**\$25.00**

**10am – 2pm**

#### Beginning Paper Piecing

One- 4 Hour Session

Learn the tricks and secrets of accurate paper piecing as you stitch up this 4 block sampler. By learning the basics, you'll have the skills to approach the foundation pieced project of your choice.

Saturday January 17<sup>th</sup>

Penny Camillone

**\$25.00**

**10am – 2pm**

#### Quilt Labels

One- 2 Hour Session

Need to jazz up your labels a bit? This is the class for you! You will make 2 labels in class. And learn of several other ways to make labels. This is a fun way to let your creative juices run! Come and play!

Saturday January 24<sup>th</sup>

Lorene Holbrook

**\$15.00**

**1pm – 4pm**

#### Simple Binding

One- 2 Hour Session

Come and learn the simple quilt binding. Easy and fast. You will learn how to sew your bindings on with mitered corners. You will cut, machine sew then finish by hand a small quilt block sample.

Friday December 5<sup>th</sup>

Lorene Holbrook

**\$10.00**

**10am – 12pm**

#### Color Basics

One- 3 Hour Session

A little uneasy with color? Nervous about choosing the right colors for your quilt project? Learn some basic skills on how to select colors for your projects. Play some fun games with fabric & color!

Monday January 5<sup>th</sup>

Kathy Reynolds

**\$15.00**

**10am – 1pm**

### EMBELLISHMENT TECHNIQUES

#### Silk Ribbon Embroidery

One – 3 Hour Session

Learn a variety of silk ribbon embroidery stitches which can be framed into a picture, added to wearables and home dec. \$6.00 material fee paid to the instructor.

Thursday December 4<sup>th</sup>

Linda Burch

**\$25.00 + Material Fee**

**6pm – 9pm**

#### Stitch Journey

Two- 3 Hour Sessions

Stitch Journeys is a call to be adventurous with specialized machine stitches, a variety of thread, and presser feet. The techniques are offered to inspire and broaden your creative landscape. Included are free motion quilting, trapunto, couching, twin needle, bobbin work, machine appliqué and more. We will try a technique, experiment and play!

\$5.00 fee for fibers, threads.

Wed. Jan. 28<sup>th</sup> & Wed. Feb. 4<sup>th</sup>

Linda Burch

**\$ 30.00**

**10am – 1pm**

### Beginning Beading

One 3 Hour Session

Do you want to add some glitz & pizzazz to your quilts and wearables? Learn the basic bead embroidery stitches which are easy and fun. Optional kit available: \$4.00 to instructor.

**To be rescheduled**

Linda Burch

**\$25.00**

### Foiling Around

One- 2 Hour Session

Shimmer, Glimmer and glitz of foils add textural interest to all kinds of fabrics. Learn many techniques that you can apply to clothing, quilts, or design a unique piece of fabric. Foiling is easy to learn & master.

**Friday January 9<sup>th</sup>**

Linda Burch

**\$22.00**

**10am – 1pm**

## TOTES & WEARABLES

### Bow Tucks Bag

One 5 Hour Session

This bag is a great purse or a diaper bag. It has a broad bottom so it won't fall over. Fully lined, lots of pockets inside and one pocket on the outer front to keep you organized. With a bit of assist you'll have a finished bag by the end of class. Pre-class prep (cutting) is required.

**Reschedule next quarter**

Kathy Reynolds

**\$ 20.00 plus pattern**

### Chubby Charm Tote

One- 4 Hour Sessions

A new bag from Penny Sturges: Chubby Charmer is a great BIG bag! Its wide bottom is fantastic for many uses! As an overnight bag, beach bag, diaper bag, etc. The bottom is also wide enough to fit a 9" x 13" casserole pan.

**Tuesday December 2<sup>nd</sup>**

Linda Schoeppach

**\$30.00 plus pattern**

**10am – 2pm**

### Apron Class

One- 6 hour Session

Aprons, aprons, aprons ... They are a great way to show off your favorite fabrics and personality ... not to mention keeping your clothes clean while you cook. Learn how to make one of the aprons from Cindy Taylor Oates "Retro Aprons" book.

**To be rescheduled next quarter**

Lorene Holbrook

**\$20.00 plus book**

### Schlep Bag

One- 3 hour Session

Wonder what a schlep bag is? This is the original Going Green Bag. Treat yourself to this fun class making this reversible tote bag using quarter yards of fabric. You will have 2 unique bags. You'll be using this bag to "Schlep" you're quilting supplies, groceries, just about anything that you need to carry. This makes a great bag for kids too.

**Monday November 24<sup>h</sup>**

Allie Watkins

**\$20.00 plus pattern**

**10am – 1pm**

### Quilted Sweatshirt Jacket

One- 6 ½ Hour Session

Transform a simple sweatshirt into a lovely or funky jacket. Learn how to make the folded down jacket pockets and learn the easy continuous bias binding technique. Once you know how to make this jacket; you'll make more to keep and to give as gifts.

**Saturday November 22<sup>nd</sup>**

**Saturday January 10<sup>th</sup>**

Allie Watkins

**\$50.00 includes instructions**

**10am – 4pm**

**10am – 4pm**

### Tube Pocket Purse

One 4 Hour Session

This fashionable purse has 3 front & 3 back pockets and a large tube pocket in the center. You can have fun being creative and embellish your purse with trims, fibers, beads or a pendant.

**Saturday December 13<sup>th</sup>**

Linda Burch

**\$28.00 plus pattern**

**10am – 2pm**

### Abby's Treasure Box

One 2 Hour Session

The perfect bag for kids treasures, make-up, thread and scissors, etc. Use 1 pack of 5" charm squares and a fat quarter for the lining. Add a zipper to keep everything in place, and you've got a fun, scrappy 3" x 3" x 6" carryall. This rectangular pieced bag will make a great quick gift for anyone on your list.

**Monday December 15<sup>th</sup>**

Lorene Holbrook

**\$15.00 plus pattern**

**10am – 12pm**

### Mandarin Jacket

Two- 4 hour Session

This darling Mandarin Jacket designed by Favorite Things: feature "princess seams, semi-fitted mandarin collar jacket. Pattern contains 3 versions: with optional tailored version that has buttoned front flap, pocket flaps and back slits with button details, a ruffled version is made without the collar, has front ties and a frayed-edge gathered ruffle around all the edges." A simple to sew jacket that will be a fabulous addition to your wardrobe.

**Friday January 23<sup>rd</sup> & 30<sup>th</sup>**

Denise Gebing

**\$ 30.00 plus pattern**

**10am – 2pm**

### Customize a Bag/Tote Demo

One- 2 Hour Session

Love making bags? Have questions about how to customize your favorite bag pattern? Judy will discuss zippers, piping, pockets and more. Have your questions, requests, or suggestions ready. Classes will be developed from this session.

**Saturday January 3<sup>rd</sup>**

Judy Fritz

**\$5.00**

**10am – 12pm**

## BEYOND BASICS

### One Block Wonder

One- 3 Hr Session

Take a wonderful piece of fabric, cut it into sixty degree triangles and sew them together. Everyone will create a wonderful quilt with color, design and art flowing across it in unique ways. Christy will share with you her experience in creating the amazing kaleidoscope results.

**Saturday January 31<sup>st</sup>**

Christy Kempff

**\$25.00 plus book**

**10am – 1pm**

### One Block Wonder Reunion

Following January's class

If you have taken a class with Christy, please join her and others for a reveal of your finished (pieced) One block Wonder creation.

**1:30pm – 3pm**

### String Spider Web

One- 3 Hour Sessions

For the intermediate student. This is a fun, scrappy quilt using a 60 degree equilateral triangle and paper sack. No peeking allowed once strips are cut. A good way to use up those ¼ yard fabric pieces. Penny will provide instructions.

**Monday January 26<sup>th</sup>**

Penny Camillone

**\$30.00**

**10am – 2pm**

### Scallop Border

Two 3 hour Sessions

Do you love the look of a quilt with scallop borders but not sure how to accomplish this. Lorene will show you how simple this border is using the Easy Scallop tool. The second session is how to bind those scallop edges; you will learn how to make bias binding using the bias tool. Give your quilts a delicate feminine appearance.

**To be rescheduled next quarter**

Lorene Holbrook

**\$ 25.00**

### Down the Drunkard's Path

One- 3 Hour Session

The Drunkards Path blocks are fast, easy, accurate and there is no pattern to follow when using the "Cut a Round" tool. The possibilities are endless when you rearrange and reassemble the blocks. Looks hard & it's sew easy.

**Wednesday January 14<sup>th</sup>**

Linda Burch

**\$25.00 plus book**

**10am – 1pm**

### Frame your Needlework

One 3 Hour Session


Do you have some needlework that needs special framing? Allie will help you choose just the right fabric to set off that needlework. Complete instructions will be provided for small piping and borders

**Monday January 12<sup>th</sup>**


Allie Watkins

**\$20.00**


**10am – 1pm**

**Mystery March Quilt**   
 Two- 3 hour Sessions  
 You've collected all the clues on the Mystery March Shop Hop. But now what? Not sure how to proceed or you've got some concerns on how this Mystery quilt works. Just grab your clues, your investigative, super sleuthing skills and tools, Linda will help you solve the "puzzle".  
**Re-scheduled upon request 3 minimum**


Linda Schoeppach  
**\$30.00**

**Scrappy Quilt Fun**   
 One - 4 Hour Session  
 Got Scraps? Denise will give you the directions on how to make this great quilt. This technique of taking 6" squares from your scrap/stash fabric, cutting, and sewing will make an 8 or 8 1/2 inch scrappy block that you will love. You'll be amazed at how easy this technique is; to make into quilts, baby quilts and even table runners. Bring your light and dark 6" square scrap fabrics to class. This quilt is also fat quarter friendly.  
**Wednesday December 17<sup>th</sup> 1pm - 5pm**


Denise Gebing  
**\$30.00**

**Winner's Bouquet**   
 One- 3 Hour Session  
 Have you always wanted to make a quilt with curves? Come and have fun making this stunning quilt using templates and an easy piecing method designed by Terry Atkinson.  
**Reschedule next quarter**


Linda Schoeppach  
**\$30.00 plus pattern/templates**

**Confetti Cake Quilt**   
 One- 6 Hour Session  
 There is nothing fattening about this confetti cake. This pattern uses 10" "layer cakes" or fat quarters. Its strip pieced quilt pattern is the answer if you have wondered what you do with those 10" squares or a collection of fat quarters. On point Trip Around the World Blocks and sashing make up this delicious quilt.  
**Reschedule next quarter 10am - 4pm**

Pat Grago  
**\$30.00 plus pattern**

**Rose Petals**   
 One - 4 Hour Session  
 Scared of curved piecing & appliqué? No reason to be afraid in this class. Judy will be teaching you how to construct this Drunkard Path Block using coffee filters. You will be able to use this technique to make other appliqué blocks. Don't miss out on this fun class.  
**Wednesday January 21<sup>st</sup> 10am - 2pm**


Judy Fritz  
**\$25.00 plus pattern**

**4 Patch Stacked Posies**   
 One- 6 Hour Session  
 This is another twist on the kaleidoscope or stack n whack block. So very easy & fun to make. Each block is different, with 4 placement options; it's an adventure from beginning to end. The bonus is No bias edges! BSK required  
**Reschedule next quarter 10am - 2pm**


Lorene Holbrook  
**\$25.00 plus pattern**

**Dancing with the Stars**   
 One 4 Hour Session  
 No this doesn't involve ballroom dancing; but the stars you'll construct using a 60 degree ruler will dance. Sharon will provide you with the pattern, you choose the size 60" x 60" (size of the shop sample) or a smaller 40" x 40" quilt. With the 60 degree ruler, either size makes up fast and easy. Come learn how to use this too, and you'll soon be Dancing with the Stars.  
**Wednesday December 3<sup>rd</sup> 10am - 2pm**

Sharon White  
**\$30.00 pattern provided**

**Scrappy Night & Noon (Log Cabin)**   
 One- 6 Hour Session  
 This is another type of Log Cabin. Each block is made of multiple fabrics. Because of the way it is pieced, the squares appear to be set on point. This quilt can be made into a table runner or a bed quilt. Have fun using those fabrics from your stash to construct this unique log cabin.  
**Tuesday December 9<sup>th</sup> 10am - 4pm**

Pat Grago  
**\$30.00**


**Super Sized Transfer Photo**   
 One 4 Hour Session  
 Learn the basics of multiple sheet printing on an inkjet printer to enlarge any photo for a very personal quilt! Prior to class student will provide instructor with 2-3 photos. Student will receive one of their photos printed onto multiple sheets, ready to assemble in class. Discussed will be choice of printer, photo editing, fabric choices and printing techniques.  
**Monday December 1<sup>st</sup> 10am - 2pm**

Barb Cressy  
**\$50.00** includes transferred photos


**Border Print Table Runner**   
 One- 3 Hour Session  
 It's that time of year to decorate our tables and buffets so let's make a new table runner. Using a border print fabric and a 60 degree triangle ruler you will construct this table runner. Once you learn this technique you can make placemats or runners any length you need. Instructions provided.  
**Tuesday December 9<sup>th</sup> 6p - 9p**

Kathy Reynolds  
**\$20.00**




**Holiday Tableware**   
 One 4 Hour Session  
 Here are a couple great holiday gift ideas. You can make these placemats &/or napkins up very fast with fabric to match the personality of the recipient or showcase your holiday table for the guests coming to your home for the holidays.  
**Thursday December 11<sup>th</sup> 10am - 2pm**

Denise Gebing & Kathy Reynolds  
**\$25.00** includes instructions

**Rag Quilt**   
 One- 4 Hour Session  
 Use flannel, homespun or woven fabrics and construct this cozy throw. The squares are quilted first then the blocks & rows are sewn together. Then just sit & clip the seam allowances. Instructions are included.  
**Friday December 12<sup>th</sup> 10am - 1pm**


Penny Camillone  
**\$25.00**


**Crazy Quilt Curves**   
 One 4 Hour Session  
 Crazy Quilt curves are easy and no piecing. Use batiks and learn the secret to get a variety of blocks. Embellish the curves with your fibers, yarns, machine stitches, and trims.  
**Monday January 19<sup>th</sup> 10am - 2pm**

Linda Burch  
**\$28.00**



**OPEN SEWING**

**Midnight at the Oasis**   
 One Friday each Month  
 Like to get together with other quilters? Have a project you want to work on? Need some uninterrupted time for quilting? Come spend 6 hours of quilting and socializing.  
 Limit 10 Pre-registration is required  
**Friday: Dec. 19<sup>th</sup>, Jan. 16<sup>th</sup> 6pm - 12am \$25.00/month**

**Oasis Graduate School**   
 Third Tuesday of the Month  
 "Since everyone seems to have projects they need to finish from classes they have taken, now is the time to get them finished. Come and sew and finish those class projects at A Quilter's Oasis Graduate School! Come to join the fun, see you at Oasis Graduate School. Limited to 8 Registration required.  
**Tuesday: Dec 16<sup>th</sup>, Jan. 20<sup>th</sup> 6:30pm - 9pm**

Cindy Arneson  
**\$10.00/month**

## CLUBS

### Redwork Club

Monthly - Third Friday

Lorene Holbrook

**\$8.00/month**

From the beginner to the experienced, come and share your love of Redwork with this group. You will have lots of fun. The group is working on Love is and Embroidered Dear Jane Blocks. Join the group at anytime.

**Dec 19<sup>th</sup>, Jan 16<sup>th</sup>**

**10am - 12pm**

### Stash Buster Club

Monthly - Third Friday

Denise Gebing

**\$10.00/session**

Do you have a collection of fabric that you're not sure what to do with? Then this is the group for you. Projects will use fabrics that you already have in your possession. Denise will facilitate the group, provide pattern suggestions, give tips on fabric stash organization, and provide assistance as needed.

**Friday Dec 19<sup>th</sup>, Jan 16<sup>th</sup>**

**1pm - 3pm**

*New for 2009*

## **FAQ**

### **Frequently Asked (Quilting) Questions**

**\$5.00/Month**

**4<sup>th</sup> Saturday of each Month**

Want to know what's new in the store? Learn a new skill? See demonstrations of quilting tools? Ask questions about classes? You have questions...we have answers! Come and expand your quilting knowledge, socialize with other quilters, and meet our great staff and teachers.

Limited to 20 Registration Required

Kathy Reynolds

**Saturday January 24<sup>th</sup> 10am - 12pm**

**February 28<sup>th</sup> 10am - 12pm**



***Want a class but one listed doesn't fit in your schedule?  
Get a few of your friends together (Minimum of 3) and  
we will do our best to get it scheduled for you.***

## **Special Event STITCH A BOOK Lori Mulholland**

What is Stitch a Book?

It's the newest way to express your sewing talents! Stitch a book is a quilted covered half sized 3 ring binder that comes in 3 different ring sizes.

You can:

- Stitch a Journal book**
- Stitch an Address book**
- Stitch a Password book**
- Stitch a Planner book**
- Stitch a Note book**
- Stitch a Cook book**



You select what your subject or subjects will be, choose your binder size, then place the desired tabs and pattern. After you've made one, you will see how fun, easy, and fast it is. You can personalize these for your own pleasure, make them for gifts, or for resale to friends, family, or colleagues. Do you journal? Take notes at meetings? Need a quick gift? Then learn to make book covers. The technique is fast, fun and very easy to do. Highlight those favorite fabrics you've been keeping for special occasions.

**Monday December 8<sup>th</sup> 10am - 12pm**

**\$35.00 includes binder**

### Class Policies

1. Class fee is to be paid in full at time of registration, payable to A Quilter's Oasis. Student(s) will receive class supply list at the time of paid registration.
2. **Class reservation (slot) will not be reserved without payment.**
3. The class fee **DOES NOT** include supplies, unless specified in written class description.
4. Registered students will receive a **10% discount on the purchase of required class materials.**
5. Instructor reserves the right to cancel a class due to insufficient enrollment: a full refund will be given.
6. A Full refund will be given for cancellations made 72 hours prior to class.
7. If registered student does not show up for class without notifying A Quilter's Oasis or the teacher 72 hours prior to class. **NO REFUND full or partial will be given to the student.**
8. Please be courteous to the other students: arrive 10 minutes before scheduled class time to set up. No children allowed during adult classes and please remember to **shut off** your cell phone during class.  
**\*If you must take a call please step out of the classroom.**

### **BSK: Basic Sewing Kit**

**Neutral Thread**

**Scissors: Cloth &  
Paper  
Straight Pins  
Seam Ripper  
6" x 24" ruler  
18" x 24" mat  
Sharp rotary  
cutter**

**Sewing Machine (cleaned &  
oiled)  
Needles  
Pen & Notepad**



**Note:** It is helpful to bring several filled bobbins & your sewing machine book. Please label all your supplies to prevent loss.